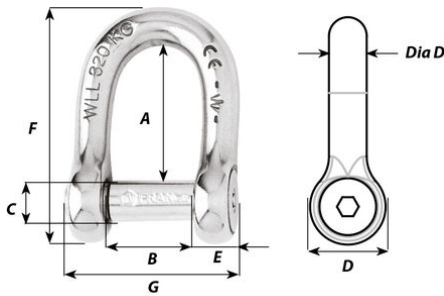


## Self-locking allen head pin D shackle - Dia 6 mm - large size

Part #1363



### Description

Self-locking shackle with allen head pin D forged in grade 316L stainless steel

The head of the pin does not stick out from the shackle body and thus eliminates any risk of snagging

No risks of loose due to vibrations

Outstanding working and breaking loads

WLL: only for industrial applications (lifting i.e...)

CE marking

### Applications



Ideal to link chain and anchor

On the halyard, avoids to damage the sails

can be used with batten cars

To be used when the clutter is reduced

### Technical information

Materials	316 stainless steel grade
 Working load (kg)	450
 WLL (kg)	300
Breaking load (kg)	1500
Weight (g)	44
A (mm)	42
B (mm)	25.5
C (mm)	6
D (mm)	14
D diameter (mm)	6
E (mm)	6
F (mm)	58
G (mm)	38

### Caption



Working load (WL) : for nautical applications



Working Load Limit (WLL): for industrial applications only.  
The safety factor is 5 times the breaking load.  
WLL = Breaking load / 5

Wichard strives to ensure, to the best of its ability, the accuracy and the update of the information disseminated on this document, and reserves the right to correct at any time and without notice the content, as well as to evolve its products.

In the case of an industrial application, please contact our sales and technical department to validate the use of these products. The request for certificates can be made directly with the sales department when ordering the products.

Non-contractual pictures.